

NATIONAL

MoI minister gives video speech to copyright webinar on literary works

PAGE-3

NATIONAL

Union Minister Dr Win Myat Aye discusses development works for mountain tribes

PAGE-4

# THE GLOBAL NEW LIGHT OF MYANMAR

Vol. VII, No. 229, 2<sup>nd</sup> Waning of Tazaungmon 1382 ME

www.gnlm.com.mm, www.globalnewlightofmyanmar.com

Tuesday, 1 December 2020

## Republic of the Union of Myanmar Union Election Commission Announcement 268/2020

1<sup>st</sup> Waning of Tazaungmon, 1382 ME  
(30 November 2020)

### Announcement on figures and percentages in multiparty democracy general elections for Hluttaws

- The Union Election Commission simultaneously organized the multiparty general elections on 8 November 2020 across the country. The lists of elected Hluttaw representatives for 315 constituencies in Pyithu Hluttaw, 161 in Amyotha Hluttaw and 641 constituencies in region/state constituencies (including 29 constituencies for ethnic nationals) have been published.
- The commission is also working on releasing a report on the completion of 2020 General Election in line with Hluttaw election laws and bylaws under Section 106 (b) of Hluttaw election bylaw within 45 days after holding the elections for further works in accordance with the provisions of State Constitution.
- Figures and percentages in multiparty democracy general elections for Hluttaws held on 8 November 2020 are published as follows:

(A) Holding elections

(1) Pyithu Hluttaw	
(aa) designated constituencies for elections	330
(bb) actual constituencies for elections	315
(cc) per cent of holding elections	95.45%
(2) Amyotha Hluttaw	
(aa) designated constituencies for elections	168

(bb) actual constituencies for elections	161
(cc) per cent of holding elections	95.83%

(3) Region/State Hluttaws (including ethnic nationals)

(aa) designated constituencies for elections	673
(bb) actual constituencies for elections	641
(cc) per cent of holding elections	95.25%

(B) Voting

(1) Pyithu Hluttaw	
(aa) number of eligible voters	38,271,447
(bb) number of voters	27,512,855
(cc) Voting per cent	71.89%
(2) Amyotha Hluttaw	
(aa) number of eligible voters	38,271,447
(bb) number of voters	27,495,555
(cc) Voting per cent	71.84%

SEE PAGE-2

## 120 Myanmar citizens fly back home from abroad

A total of 120 Myanmar citizens arrived back home by an MAI relief flight organized by Myanmar embassies in Washington and Seoul via Incheon International Airport yesterday evening.

The group of these persons included 61 from the United States, 12 from Mexico, 40 from the Republic of Korea, and 7 from Panama.

The Ministry of Labour, Immigration and Population, the Ministry of Health and Sports and the Yangon Region government arranged 7-day quarantine at specific places or designated hotels, followed by the 7-day

home quarantine.

To bring back the Myanmar citizens who are stranded in foreign countries by relief flights and chartered flights in accordance with the instructions from National-Level Central Committee on Coronavirus Disease 2019 (COVID-19), the Ministry of Foreign Affairs cooperated with the relevant ministries and Myanmar embassies from respective countries.

A total of 8 relief flights have been arranged in bringing Myanmar citizens from the United States back home through Incheon airport.—MNA




Myanmar returnees queue for immigration service at the Yangon International Airport on 30 November 2020. PHOTO: MNA

INSIDE TODAY

NATIONAL

MoHT minister explores tourist attractions around Nay Pyi Taw Union Territory

PAGE-4



LOCAL NEWS

Myanmar-Korea Friendship Bridge (Dala) Project 20 per cent completed

PAGE-6



BUSINESS

Agricultural exports show increase amid COVID-19 crisis

PAGE-7

Republic of the Union of Myanmar  
Union Election Commission  
Announcement (268/2020)

1<sup>st</sup> Waning of Tazaungmon, 1382 ME  
30 November 2020

Announcement on figures and percentages in multiparty democracy general elections for Hluttaws

FROM PAGE-1

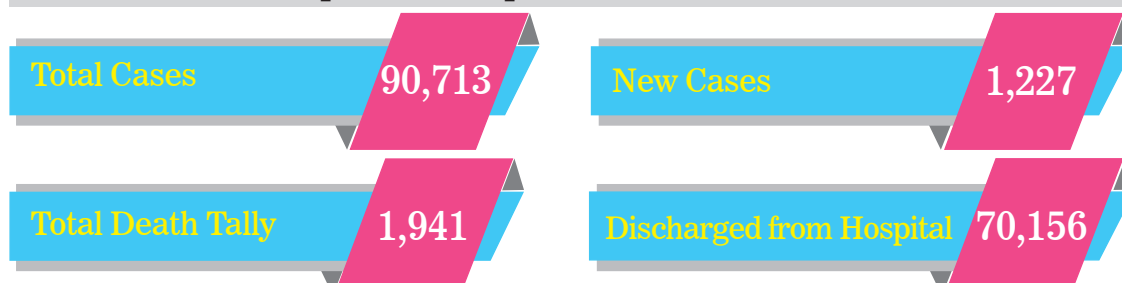
(3) Region/State Hluttaws (including ethnic nationals)		(bb) number of contesting Hluttaw candidates for political parties	752
(aa) number of eligible voters	42,866,741	(cc) number of individual Hluttaw candidates	27
(bb) number of voters	30,459,113	(dd) per cent of Hluttaw candidates for political parties	96.53%
(cc) Voting per cent	71.06%	(ee) per cent of individual Hluttaw candidates	3.47%
(C) Confirmed votes		(3) Region / State Hluttaw (including ethnic nationals)	
(1) Pyithu Hluttaw		(aa) number of contesting Hluttaw candidates	3,295
(aa) number of voters	27,512,855	(bb) number of contesting Hluttaw candidates for political parties	3,130
(bb) number of confirmed votes	26,669,636	(cc) number of individual Hluttaw candidates	165
(cc) per cent of confirmed votes	96.94%	(dd) per cent of Hluttaw candidates for political parties	94.99%
(2) Amyotha Hluttaw		(ee) per cent of individual Hluttaw candidates	5.01%
(aa) number of voters	27,495,555	(F) Winning Hluttaw candidates (political party)	
(bb) number of confirmed votes	26,730,158	(1) Pyithu Hluttaw	
(cc) per cent of confirmed votes	97.22%	(aa) number of contesting Hluttaw candidates for political parties	1,497
(3) Region/State Hluttaws (including ethnic nationals)		(bb) number of winning Hluttaw candidates for political parties	315
(aa) number of voters	30,459,113	(cc) Winning per cent	21.04%
(bb) number of confirmed votes	29,704,157	(2) Amyotha Hluttaw	
(cc) per cent of confirmed votes	97.52%	(aa) number of contesting Hluttaw candidates for political parties	752
(D) Cancelled/Lost ballots		(bb) number of winning Hluttaw candidates for political parties	161
(1) Pyithu Hluttaw		(cc) Winning per cent	21.41%
(aa) number of voters	27,512,855	(3) Region / State Hluttaw (including ethnic nationals)	
(bb) number of confirmed votes	26,669,636	(aa) number of contesting Hluttaw candidates for political parties	3,130
(cc) number of cancelled/lost votes	843,219	(bb) number of winning Hluttaw candidates for political parties	637
(dd) per cent of cancelled/lost votes	3.06%	(cc) Winning per cent	20.35%
(2) Amyotha Hluttaw		(G) Winning Hluttaw candidates (Individual)	
(aa) number of voters	27,495,555	(1) Pyithu Hluttaw	
(bb) number of confirmed votes	26,730,158	(aa) number of contesting individual Hluttaw candidates	68
(cc) number of cancelled/lost votes	765,397	(bb) number of winning individual Hluttaw candidates	--
(dd) per cent of cancelled/lost votes	2.78%	(cc) Winning per cent	0.0%
(3) Region/State Hluttaws (including ethnic nationals)		(2) Amyotha Hluttaw	
(aa) number of voters	30,459,113	(aa) number of contesting individual Hluttaw candidates	27
(bb) number of confirmed votes	29,704,157	(bb) number of winning individual Hluttaw candidates	--
(cc) number of cancelled/lost votes	754,956	(cc) Winning per cent	0.0%
(dd) per cent of cancelled/lost votes	2.48%	(3) Region / State Hluttaw (including ethnic nationals)	
(E) Contesting Hluttaw candidates		(aa) number of contesting individual Hluttaw candidates	165
(1) Pyithu Hluttaw		(bb) number of winning individual Hluttaw candidates	4
(aa) number of contesting Hluttaw candidates	1,565	(cc) Winning per cent	2.42%
(bb) number of contesting Hluttaw candidates for political parties	1,497		
(cc) number of individual Hluttaw candidates	68		
(dd) per cent of Hluttaw candidates for political parties	95.65%		
(ee) per cent of individual Hluttaw candidates	4.35%		
(2) Amyotha Hluttaw			
(aa) number of contesting Hluttaw candidates	779		

Sd/Hla Thein  
Chairman  
Union Election Commission

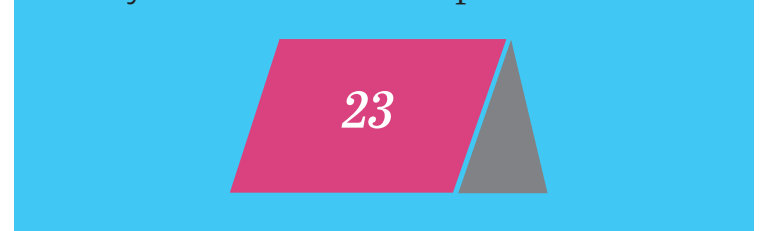
1,227 new cases of COVID-19 reported on 30 November, total figure rises to 90,713

MYANMAR'S COVID-19 positive cases rise to 90,713 after 1,227 new cases were reported on 30 November according to the Ministry of Health and Sports. Among these 90,713 confirmed cases, 1,941 died, 70,156 have been discharged from hospitals.—MNA

Updated at 8 pm, 30 November 2020



Daily death toll until 8 pm 30-11-2020



Ministry of Health and Sports